

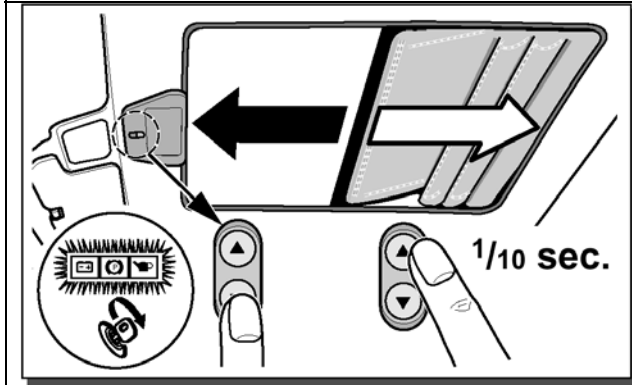
## Operating Instructions



**WARNING:** Cancer and Reproductive Harm  
www.P65Warnings.ca.gov

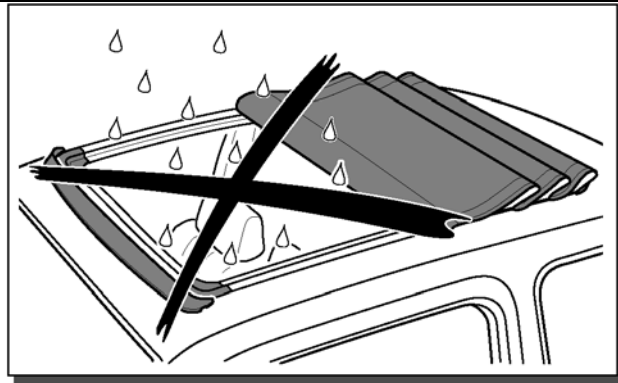
Sunroof: Hollandia 400 Classic  
(formerly Stratos 400 Classic)  
Document Number: 0101043B  
Orig. 12/2003 Rev. 8/2018

### Operating the Hollandia 400 Classic

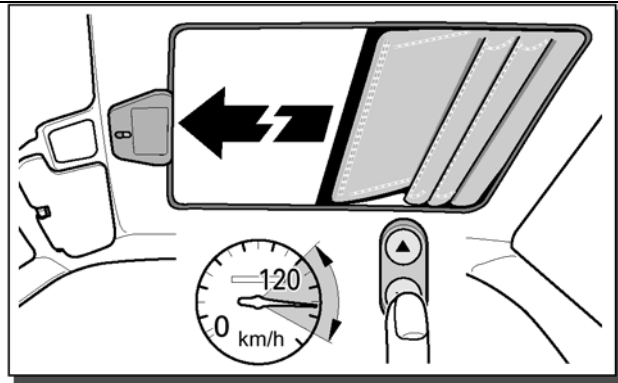


Open the Sunroof by pressing the button shortly.  
By shortly pressing the button again, the roof will stop in the current position.

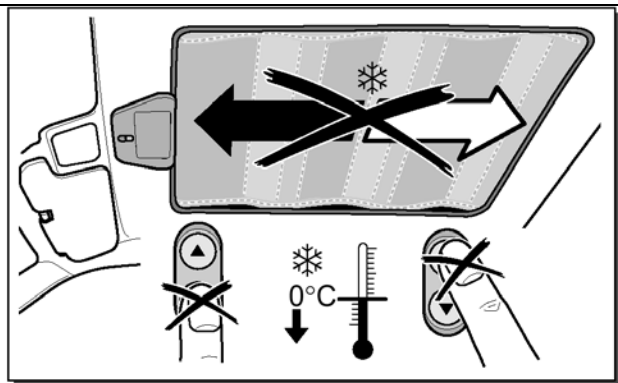
Close the sunroof by pressing the button shortly.  
By shortly pressing the button again, the roof will stop in the current position.



Do not open the Sunroof when it is raining.



Do not operate the sunroof while driving faster than 120 km / hour.



Do not operate the Sunroof when the temperature is below zero degrees centigrade.

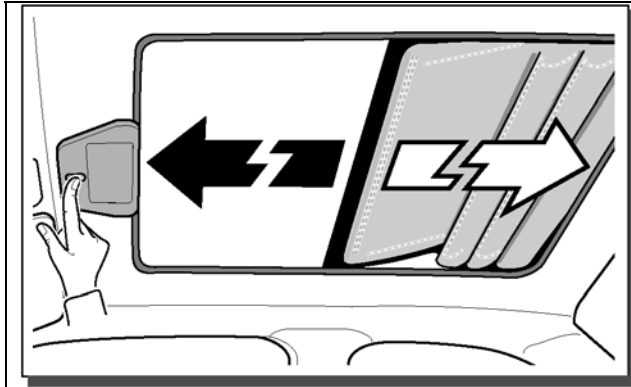
## Operating Instructions

Sunroof:

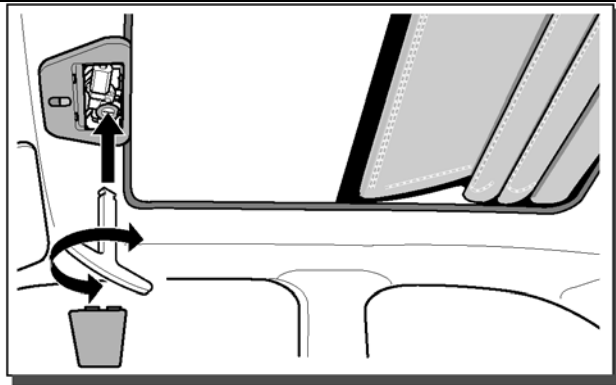
Hollandia 400 Classic  
 (formerly Stratos 400  
 Classic) 0101043B  
 08/2018

Doc No.:

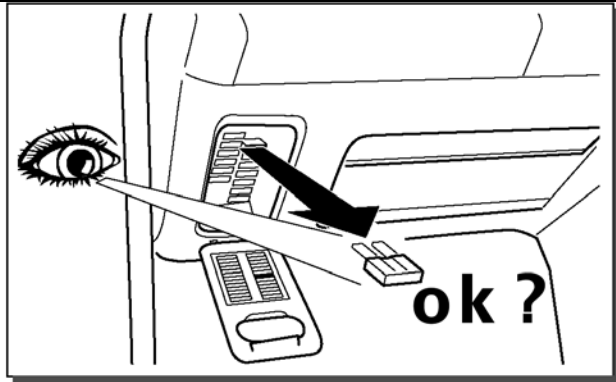
Date:




If the sunroof is not working properly...



Close the sunroof with the use of the emergency key.



Check if the fuses are OK.



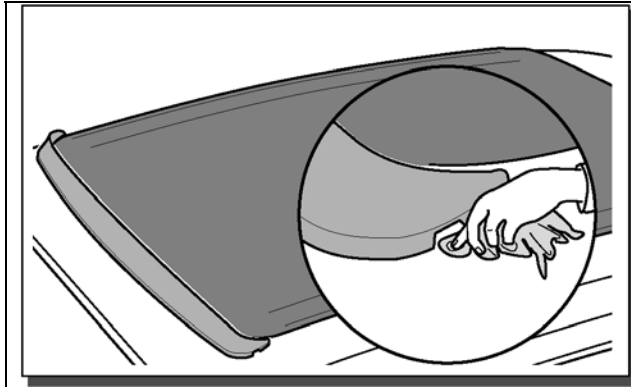
If the sunroof still does not work, go to a WebastoHollandia dealer to fix the problem.

## Operating Instructions

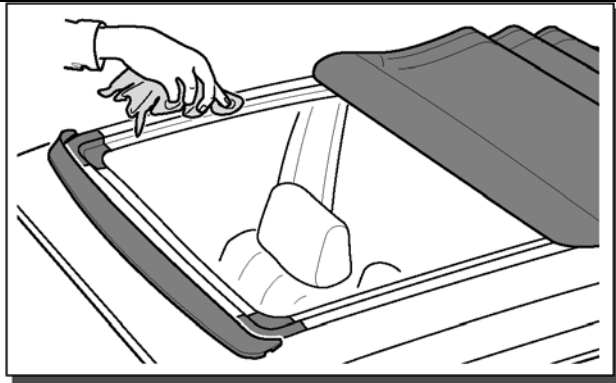
Sunroof:

Hollandia 400 Classic  
(formerly Stratos 400  
Classic) 0101043B  
08/2018

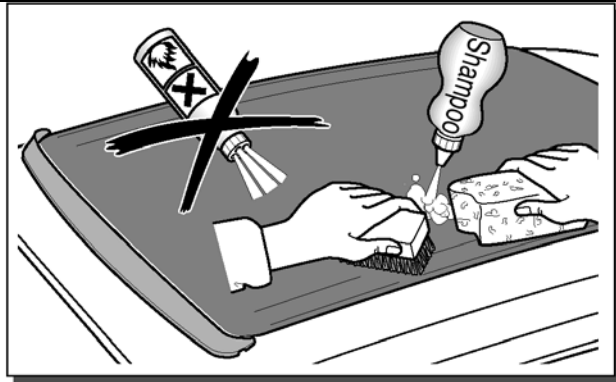
Doc No.:  
Date:



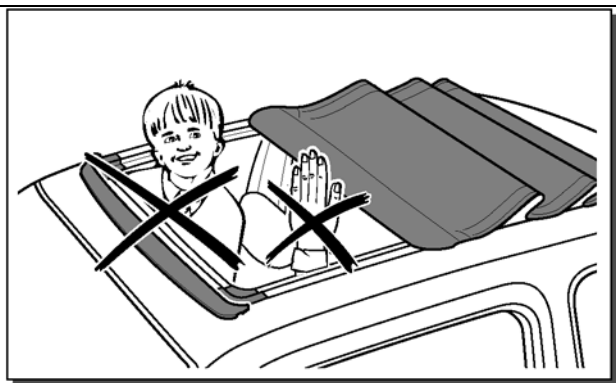
Clean with a wet cloth. Keep the draining holes clear!



Keep the mechanism guides clean.



Use a soft detergent for cleaning the outer part of the sunroof.



Do not hold anything outside through the roof opening.


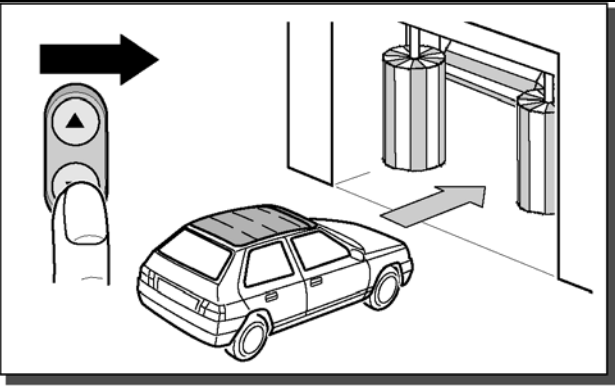
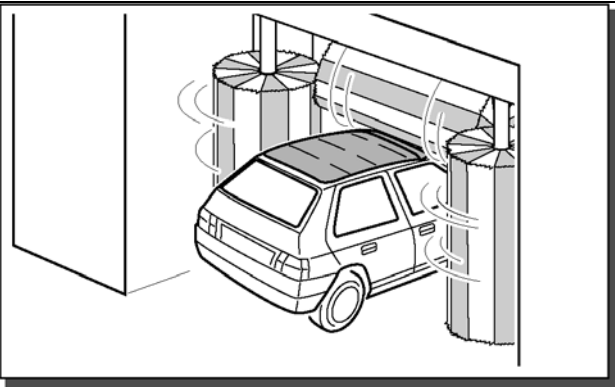

## Operating Instructions

Sunroof:

Hollandia 400 Classic  
(formerly Stratos 400  
Classic) 0101043B  
08/2018

Doc No.:

Date:

	<p>Clean the <u>top</u> of the sunroof with a water hose. Do not aim at the edges!</p>
	<p>Close the sunroof complete...</p>
	<p>before washing.</p>
	<p>Do not use high-pressure water jets on the roof.</p>

## Operating Instructions

Sunroof:

Hollandia 400 Classic  
 (formerly Stratos 400  
 Classic) 0101043B  
 08/2018

Doc No.:  
 Date:

	<p>When the sunroof does not work and remains in open position...</p>
	<p>remove the cover....</p>
	<p>and close the roof with the emergency key.</p>
	<p>Remove the cover and close the roof with the emergency key.</p>