

## Category: Heater

Document Number: PI096BC

Date: 10/14/2013 Rev. 08/24/2018


Description: **Transition Instructions from NOI White Timer to SmarTemp Control fx**



**WARNING:** Cancer and Reproductive Harm  
www.P65Warnings.ca.gov

### Overview

With the phase out of the NOI white timer, this document has been created to assist with the transition to the SmarTemp Control fx. This direct replacement timer is programmable up to 7 days a week with 4 individual times each day. The instructions contained herein will describe the replacement / installation of the SmarTemp Control fx and the necessary parts information to complete the installation.



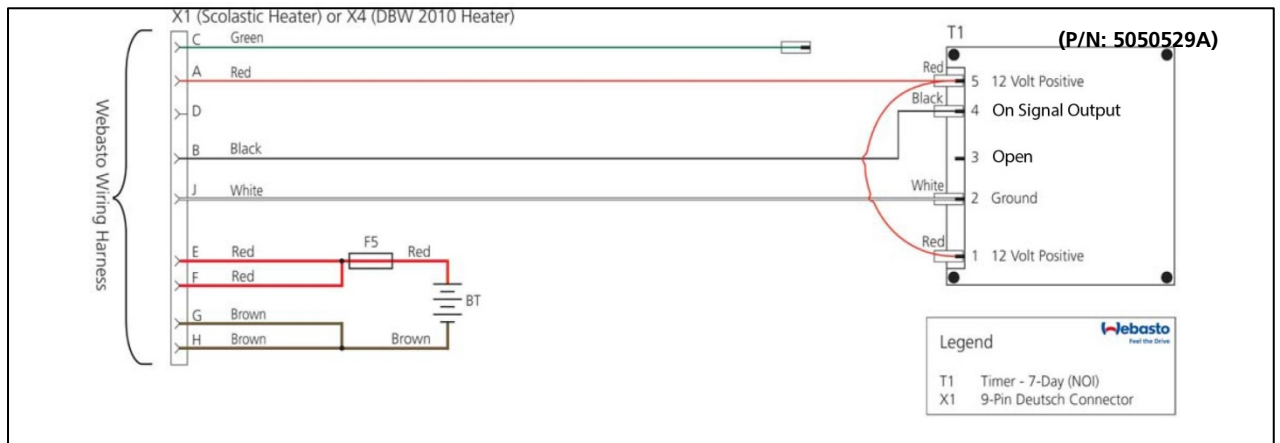
### Webasto Parts Information

Description	Part Number
NOI White Timer (Timer Only)	5010529A (Obsolete)
SmarTemp Control fx Timer Kit with Jumper Harness	5010633A
To order Webasto parts, please call the order desk: (800) 860-7866 option 1	

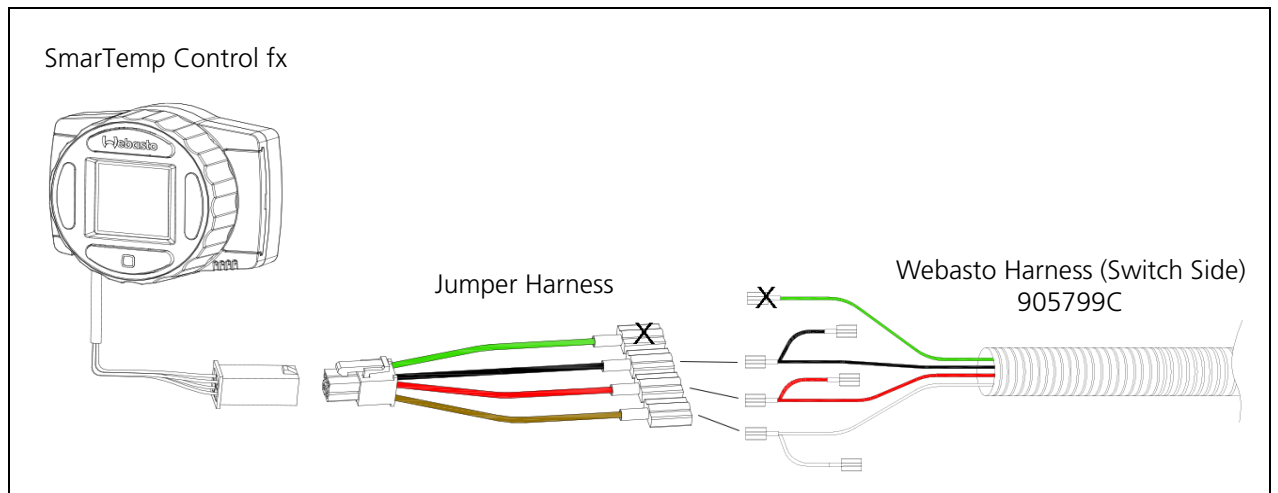
### Molex Parts Information (Not available from Webasto)

<b>Mating Connector Housing</b>	Molex P/N: 50-30-4461	
<b>16 GA Terminals</b>	Molex P/N:	39-00-0078 (loose piece)
		39-00-0079 (reel)
<b>18-24 GA Terminals</b>	Molex P/N:	39-00-0039 (loose piece)
		39-00-0038 (reel)
<b>Molex Terminal Removal Tool</b>	Molex P/N:	11-03-0044
To order Molex parts, please visit: <a href="http://www.molex.com">http://www.molex.com</a>		

## Original NOI Timer Wiring Pin-out

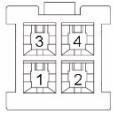


Use the Illustrations and pin-out information below when replacing the NOI white timer with a SmarTemp Control fx timer.



## SmarTemp Connector Pin-out / Cross Reference to Webasto Harness 905799A

Pin Number	Description	Wire Color	Webasto Harness
1	+12 / 24V	Red	Red
2	GND	Brown	White
3	Heater Output	Black or Gray	Black
4	Diagnostic Blink Code	Green	Not Used



**TERMINAL  
INSERT SIDE OF  
CONNECTOR**

For terminal removal use: Molex terminal removal tool - P/N: 11-03-0044 (<http://www.molex.com>)

If you have any questions, contact our technical support team at (800) 860-7866 or via email at: [info-us@webasto.com](mailto:info-us@webasto.com).